



OMA reports a 3.6% increase in August 2013 passenger traffic

Monterrey, Mexico, September 5, 2013—Mexican airport operator Grupo Aeroportuario del Centro Norte, S.A.B. de C.V., known as OMA (NASDAQ: OMAB; BMV: OMA), reports that terminal passenger traffic at its 13 airports increased 3.6% in August 2013, as compared to August 2012. Domestic traffic increased 4.4%, and international traffic decreased 2.3%.

Of total August traffic, 98.0% was commercial aviation and 2.0% was general aviation.

Total Passengers*

	Aug-12	Aug-13	Change %	Jan-Aug 2012	Jan-Aug 2013	Change %
Domestic	1,032,507	1,078,179	4.4	7,148,667	7,559,559	5.7
International	144,285	140,953	(2.3)	1,248,234	1,260,434	1.0
OMA Total	1,176,792	1,219,132	3.6	8,396,901	8,819,993	5.0

* Terminal passengers: includes passengers on the three types of aviation (commercial, charter, and general aviation), and excludes passengers in transit.

Domestic traffic increased in eight airports in August, with the most noteworthy increases in Acapulco (+23.1%), Monterrey (+1.6%), and Reynosa (+24.9%). Acapulco traffic increased principally on the routes to Mexico City, Toluca, and Tijuana. Monterrey increased traffic on the Toluca, Mexico City, and Guadalajara routes. Reynosa increased traffic on the Mexico City route. The most significant reduction in domestic traffic was in Durango (-6.4%). Interjet started operating the Zacatecas-Mexico City route in August.

International traffic increased most significantly in Mazatlán (+16.7%) and Zacatecas (+18.6%), with both airports increasing their Dallas traffic. The most significant reductions were in Monterrey (-3.9%), Torreón (-29.6%), and San Luis Potosí (-11.4%). The Monterrey and San Luis Potosí airports were affected by reductions on their Houston routes, while Torreón was affected by a reduction in passenger traffic to Dallas.

The number of **flight operations** (takeoffs and landings) in August decreased 3.5% as compared to the same month of last year. The number of domestic operations decreased 2.0% and international operations decreased 12.9%.

▶ José Luis Guerrero Cortes
OMA, CFO
+52.81.8625.4300 ext.308
jlguerrero@oma.aero

Daniel Wilson
Zemi Communications
+1.212.689.9560
dbmwilson@zemi.com



Total Passengers*

	Aug-12	Aug-13	Change %	Jan-Aug 2012	Jan-Aug 2013	Change %
Acapulco	42,977	51,868	20.7	374,038	413,233	10.5
Ciudad Juárez	63,454	66,753	5.2	463,430	461,117	(0.5)
Culiacán	102,173	107,161	4.9	767,871	798,346	4.0
Chihuahua	85,487	84,695	(0.9)	563,562	586,004	4.0
Durango	21,478	20,126	(6.3)	161,388	153,295	(5.0)
Mazatlán	53,730	60,678	12.9	464,897	502,639	8.1
Monterrey	609,430	614,640	0.9	4,060,741	4,310,141	6.1
Reynosa	27,008	33,688	24.7	187,499	241,106	28.6
San Luis Potosí	24,113	22,994	(4.6)	181,451	171,317	(5.6)
Tampico	51,377	53,155	3.5	390,176	397,306	1.8
Torreón	39,255	42,396	8.0	273,194	292,395	7.0
Zacatecas	25,558	27,140	6.2	177,742	168,543	(5.2)
Zihuatanejo	30,752	33,838	10.0	330,912	324,551	(1.9)
OMA Total	1,176,792	1,219,132	3.6	8,396,901	8,819,993	5.0




Domestic Passengers*

	Aug-12	Aug-13	Change %	Jan-Aug 2012	Jan-Aug 2013	Change %
Acapulco	39,471	48,573	23.1	326,749	369,108	13.0
Ciudad Juárez	63,371	66,651	5.2	462,877	460,431	(0.5)
Culiacán	100,505	105,364	4.8	757,851	784,756	3.6
Chihuahua	78,306	77,519	(1.0)	515,293	533,391	3.5
Durango	18,867	17,662	(6.4)	143,862	137,600	(4.4)
Mazatlán	44,675	50,110	12.2	282,024	323,401	14.7
Monterrey	522,943	531,526	1.6	3,445,991	3,668,773	6.5
Reynosa	26,947	33,646	24.9	186,908	240,583	28.7
San Luis Potosí	14,037	14,071	0.2	111,361	107,677	(3.3)
Tampico	47,472	48,784	2.8	359,167	367,355	2.3
Torreón	32,769	37,828	15.4	232,036	255,310	10.0
Zacatecas	18,514	18,787	1.5	127,718	114,937	(10.0)
Zihuatanejo	24,630	27,658	12.3	196,830	196,237	(0.3)
OMA Total	1,032,507	1,078,179	4.4	7,148,667	7,559,559	5.7

International Passengers*

	Aug-12	Aug-13	Change %	Jan-Aug 2012	Jan-Aug 2013	Change %
Acapulco	3,506	3,295	(6.0)	47,289	44,125	(6.7)
Ciudad Juárez	83	102	22.9	553	686	24.1
Culiacán	1,668	1,797	7.7	10,020	13,590	35.6
Chihuahua	7,181	7,176	(0.1)	48,269	52,613	9.0
Durango	2,611	2,464	(5.6)	17,526	15,695	(10.4)
Mazatlán	9,055	10,568	16.7	182,873	179,238	(2.0)
Monterrey	86,487	83,114	(3.9)	614,750	641,368	4.3
Reynosa	61	42	(31.1)	591	523	(11.5)
San Luis Potosí	10,076	8,923	(11.4)	70,090	63,640	(9.2)
Tampico	3,905	4,371	11.9	31,009	29,951	(3.4)
Torreón	6,486	4,568	(29.6)	41,158	37,085	(9.9)
Zacatecas	7,044	8,353	18.6	50,024	53,606	7.2
Zihuatanejo	6,122	6,180	0.9	134,082	128,314	(4.3)
OMA Total	144,285	140,953	(2.3)	1,248,234	1,260,434	1.0

* Terminal passengers: includes passengers on the three types of aviation (commercial, charter, and general aviation), and excludes passengers in transit.



This press release may contain forward-looking information and statements. Forward-looking statements are statements that are not historical facts. These statements are only predictions based on our current information and expectations and projections about future events. Forward-looking statements may be identified by the words “believe,” “expect,” “anticipate,” “target,” “estimate,” or similar expressions. While OMA’s management believes that the expectations reflected in such forward-looking statements are reasonable, investors are cautioned that forward-looking information and statements are subject to various risks and uncertainties, many of which are difficult to predict and are generally beyond the control of OMA, that could cause actual results and developments to differ materially from those expressed in, or implied or projected by, the forward-looking information and statements. These risks and uncertainties include, but are not limited to, those discussed in our most recent annual report filed on Form 20-F under the caption “Risk Factors.” OMA undertakes no obligation to publicly update its forward-looking statements, whether as a result of new information, future events, or otherwise.



About OMA

Grupo Aeroportuario del Centro Norte, S.A.B. de C.V., known as OMA, operates 13 international airports in nine states of central and northern Mexico. OMA’s airports serve Monterrey, Mexico’s third largest metropolitan area, the tourist destinations of Acapulco, Mazatlán, and Zihuatanejo, and nine other regional centers and border cities. OMA also operates a hotel inside Terminal 2 of the Mexico City airport. OMA employs over 1,000 persons in order to offer passengers and clients, airport and commercial services in facilities that comply with all applicable international safety, security standards, and ISO 9001:2008. OMA’s strategic shareholder members are ICA, Mexico’s largest engineering, procurement, and construction company, and Aéroports de Paris Management, subsidiary of Aéroports de Paris, the second largest European airports operator. OMA is listed on the Mexican Stock Exchange (OMA) and on the NASDAQ Global Select Market (OMAB). For more information, visit <http://ir.oma.aero>.

