

UNITED STATES  
SECURITIES AND EXCHANGE COMMISSION  
Washington, D.C. 20549

FORM 6-K

REPORT OF FOREIGN PRIVATE ISSUER  
PURSUANT TO RULE 13a-16 OR 15d-16 UNDER  
THE SECURITIES EXCHANGE ACT OF 1934

For the month of March 2011

GRUPO AEROPORTUARIO DEL CENTRO NORTE, S.A.B. DE C.V.  
(CENTRAL NORTH AIRPORT GROUP)

---

(Translation of Registrant's Name Into English)

México

---

(Jurisdiction of incorporation or organization)

Aeropuerto Internacional de Monterrey  
Zona de Carga  
Carretera Miguel Alemán, Km. 24 s/n  
66600 Apodaca, Nuevo León, Mexico

---

(Address of principal executive offices)

(Indicate by check mark whether the registrant files or will file annual reports under cover of Form 20-F or Form 40-F.)


Form 20-F  Form 40-F

(Indicate by check mark whether the registrant by furnishing the information contained in this form is also thereby furnishing the information to the Commission pursuant to Rule 12g3-2(b) under the Securities Exchange Act of 1934.)

Yes  No

(If "Yes" is marked, indicate below the file number assigned to the registrant in connection with Rule 12g3-2(b): 82- .)

---



## OMA reports February 2011 passenger traffic

**Monterrey, Mexico, March 9, 2011**—Mexican airport operator Grupo Aeroportuario del Centro Norte, S.A.B. de C.V., known as OMA (NASDAQ: OMAB; BMV: OMA), reports that terminal passenger traffic at its 13 airports decreased 2.8% in February 2011, as compared to February 2010. Domestic traffic decreased 0.3%, and international traffic decreased 11.6%.

Of total January traffic, 96.4% was commercial aviation, and 3.6% was general aviation.

	Total Passengers*					
	Feb-10	Feb-11	Change %	Jan-Feb 2010	Jan-Feb 2011	Change %
<b>Domestic</b>	662,628	660,341	(0.3)	1,355,009	1,363,090	0.6
<b>International</b>	183,497	162,211	(11.6)	386,836	349,892	(9.6)
<b>OMA Total</b>	<b>846,125</b>	<b>822,552</b>	<b>(2.8)</b>	<b>1,741,845</b>	<b>1,712,982</b>	<b>(1.7)</b>

\* Terminal passengers: includes passengers on the three types of aviation (commercial, charter, and general aviation), and excludes passengers in transit.

**Domestic traffic** increased in five airports in February: Monterrey, Tampico, San Luis Potosí, Zacatecas, and Zihuatanejo airports. In Monterrey, traffic increased principally on the routes to Mexico City and Toluca. In Tampico, traffic increased principally on the Monterrey route. In San Luis Potosí, traffic grew principally on the route to Mexico City and in general aviation. Zacatecas traffic increased on the route to Tijuana, and Zihuatanejo recorded higher growth on the Toluca route. Domestic traffic decreased most in the airports of Acapulco, Culiacán, Ciudad Juárez, and Torreón. The suspension of operations of the Grupo Mexicana airlines was the principal factor in Acapulco, Culiacán, and Torreón; in addition, Culiacán was affected by reductions in traffic carried by VivaAerobus. In Ciudad Juárez the reductions were mostly on the Mexico City route.

**International traffic** increased most significantly in Monterrey as a result of increased traffic to Houston. International traffic decreased most in Acapulco, Zihuatanejo, Zacatecas, and Mazatlán. The suspension of operations by Grupo Mexicana continued to affect the first three airports. In addition, the Acapulco and Zihuatanejo airports recorded reductions on passengers carried by Continental and Alaska Airlines. Mazatlán had lower traffic on the routes to Phoenix and Minneapolis.

The total number of **flight operations** (takeoffs and landings) in January decreased 2.3% as compared to the prior year period. Domestic flights decreased 2.4%, and international flights increased 2.1%.

Jose Luis Guerrero Cortés

OMA, CFO  
+52.81.8625.4300  
ext. 308  
jguerrero@oma.aero

Daniel Wilson

Zemi Communications  
+1.212.689.9560  
dbmwilson@zemi.com

Our Recognitions:




EMPRESA  
SOCIALMENTE  
RESPONSABLE



Listed on:

OMAB  
NASDAQ  
LISTED





**Total Passengers\***

	Feb-10	Feb-11	Change %	Jan-Feb 2010	Jan-Feb 2011	Change %
Acapulco	75,388	58,168	(22.8)	160,174	124,070	(22.5)
Ciudad Juárez	40,719	37,217	(8.6)	84,248	87,435	3.8
Culiacán	80,354	75,273	(6.3)	163,965	154,231	(5.9)
Chihuahua	55,868	53,005	(5.1)	108,304	107,574	(0.7)
Durango	14,532	14,497	(0.2)	30,083	30,420	1.1
Mazatlán	69,756	61,395	(12.0)	144,122	129,489	(10.2)
Monterrey	353,904	370,523	4.7	722,021	763,966	5.8
Reynosa	13,756	11,595	(15.7)	30,655	23,583	(23.1)
San Luis Potosí	14,401	17,180	19.3	29,672	33,484	12.8
Tampico	30,827	33,287	8.0	61,594	66,632	8.2
Torreón	25,572	21,949	(14.2)	53,244	45,821	(13.9)
Zacatecas	16,387	15,204	(7.2)	38,395	32,135	(16.3)
Zihuatanejo	54,661	53,259	(2.6)	115,368	114,142	(1.1)
<b>OMA Total</b>	<b>846,125</b>	<b>822,552</b>	<b>(2.8)</b>	<b>1,741,845</b>	<b>1,712,982</b>	<b>(1.7)</b>

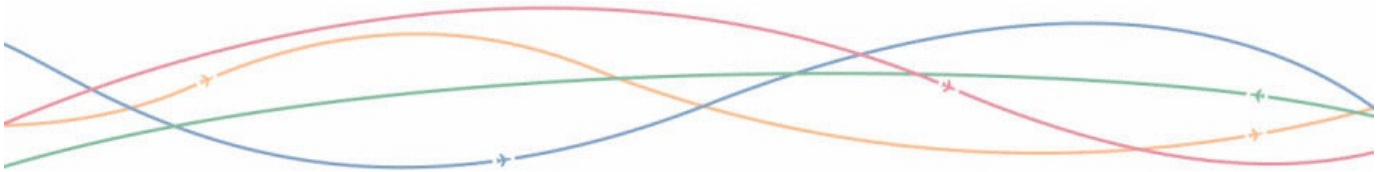
**Domestic Passengers\***


	Feb-10	Feb-11	Change %	Jan-Feb 2010	Jan-Feb 2011	Change %
Acapulco	45,020	36,978	(17.9)	96,418	79,420	(17.6)
Ciudad Juárez	40,690	37,197	(8.6)	84,183	86,586	2.9
Culiacán	79,195	74,240	(6.3)	161,567	152,073	(5.9)
Chihuahua	51,170	48,385	(5.4)	97,973	97,351	(0.6)
Durango	13,538	13,470	(0.5)	27,291	27,384	0.3
Mazatlán	25,025	23,587	(5.7)	53,817	51,210	(4.8)
Monterrey	304,724	319,724	4.9	616,475	650,930	5.6
Reynosa	13,697	11,581	(15.4)	30,489	23,561	(22.7)
San Luis Potosí	10,322	12,642	22.5	20,260	22,101	9.1
Tampico	27,770	30,524	9.9	54,963	60,185	9.5
Torreón	22,683	19,347	(14.7)	46,175	39,073	(15.4)
Zacatecas	10,125	12,338	21.9	23,302	25,529	9.6
Zihuatanejo	18,669	20,328	8.9	42,096	47,687	13.3
<b>OMA Total</b>	<b>662,628</b>	<b>660,341</b>	<b>(0.3)</b>	<b>1,355,009</b>	<b>1,363,090</b>	<b>0.6</b>

### International Passengers\*

	Feb-10	Feb-11	Change %	Jan-Feb 2010	Jan-Feb 2011	Change %
Acapulco	30,368	21,190	(30.2)	63,756	44,650	(30.0)
Ciudad Juárez	29	20	(31.0)	65	849	1,206.2
Culiacán	1,159	1,033	(10.9)	2,398	2,158	(10.0)
Chihuahua	4,698	4,620	(1.7)	10,331	10,223	(1.0)
Durango	994	1,027	3.3	2,792	3,036	8.7
Mazatlán	44,731	37,808	(15.5)	90,305	78,279	(13.3)
Monterrey	49,180	50,799	3.3	105,546	113,036	7.1
Reynosa	59	14	(76.3)	166	22	(86.7)
San Luis Potosí	4,079	4,538	11.3	9,412	11,383	20.9
Tampico	3,057	2,763	(9.6)	6,631	6,447	(2.8)
Torreón	2,889	2,602	(9.9)	7,069	6,748	(4.5)
Zacatecas	6,262	2,866	(54.2)	15,093	6,606	(56.2)
Zihuatanejo	35,992	32,931	(8.5)	73,272	66,455	(9.3)
<b>OMA Total</b>	<b>183,497</b>	<b>162,211</b>	<b>(11.6)</b>	<b>386,836</b>	<b>349,892</b>	<b>(9.6)</b>

\* Terminal passengers: includes passengers on the three types of aviation (commercial, charter, and general aviation), and excludes passengers in transit.



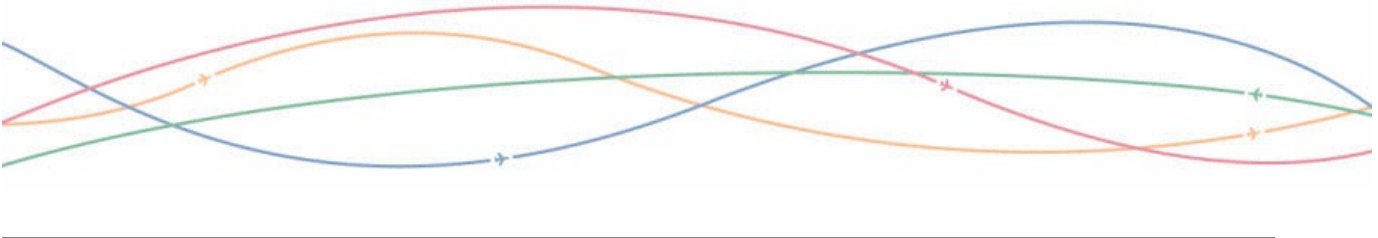


*This press release may contain forward-looking information and statements. Forward-looking statements are statements that are not historical facts. These statements are only predictions based on our current expectations and projections about future events. Forward-looking statements may be identified by the words “believe,” “expect,” “anticipate,” “target,” or similar expressions. While OMA’s management believes that the expectations reflected in such forward-looking statements are reasonable, investors are cautioned that forward-looking information and statements are subject to various risks and uncertainties, many of which are difficult to predict and are generally beyond the control of OMA, that could cause actual results and developments to differ materially from those expressed in, or implied or projected by, the forward-looking information and statements. These risks and uncertainties include, but are not limited to, those discussed in our most recent annual report filed on Form 20-F under the caption “Risk Factors.” OMA undertakes no obligation to publicly update its forward-looking statements, whether as a result of new information, future events, or otherwise.*

#### **About OMA**

Grupo Aeroportuario del Centro Norte, S.A.B. de C.V., known as OMA, operates 13 international airports in nine states of central and northern Mexico. OMA’s airports serve Monterrey, Mexico’s third largest metropolitan area, the tourist destinations of Acapulco, Mazatlán, and Zihuatanejo, and nine other regional centers and border cities. OMA also operates the hotel inside Terminal 2 of the Mexico City airport. OMA employs over 1,000 persons in order to offer passengers and clients, airport and commercial services in facilities that comply with all applicable international safety, security standards, and ISO 9001:2008. OMA’s strategic shareholder members are ICA, Mexico’s largest engineering, procurement, and construction company, and Aéroports de Paris Management, subsidiary of Aéroports de Paris, the second largest European airports operator. OMA is listed on the Mexican Stock Exchange (OMA) and on the NASDAQ Global Select Market (OMAB). For more information, please visit us at:

- Website: <http://www.oma.aero>
- Twitter: <http://twitter.com/OMAeropuertos>
- Facebook: <http://www.facebook.com/pages/OMA/137924482889484> .



**SIGNATURES**

Pursuant to the requirements of the Securities Exchange Act of 1934, the registrant has duly caused this report to be signed on its behalf by the undersigned, thereunto duly authorized.

Grupo Aeroportuario del Centro Norte, S.A.B. de C.V.

By: /s/ José Luis Guerrero Cortés  
José Luis Guerrero Cortés  
Chief Financial Officer

Date: March 10, 2011

---

